

How can I program DIY controller and update firmware?


in Firmware update /

HOW TO PROGRAM CNC USB CONTROLLER FIRMWARE

Your DIY board must have all required pull-up and pull-down resistors otherwise it will not work!


1. Program firmware

You must use programmer to program bootloader into PIC. Bootloader can be downloaded on [DIY page \[https://planet-cnc.com/diy/\]](https://planet-cnc.com/diy/).



2a. Insert PIC and set 5V supply


Because I will use power from USB I need to connect 5V USB jumper.



[\[https://planet-cnc.com/wp-content/uploads/2016/02/imgo2a.jpg\]](https://planet-cnc.com/wp-content/uploads/2016/02/imgo2a.jpg)

2b. Insert PIC and set 5V supply


On DIY PCB you need to connect 5V USB pin to +5V if you want to use USB power.



[\[https://planet-cnc.com/wp-content/uploads/2016/02/imgo2b.jpg\]](https://planet-cnc.com/wp-content/uploads/2016/02/imgo2b.jpg)

3. Connect Jog8 (RB4) to Vcc and Connect to USB.


You need to connect Jog8 pin to Vcc otherwise nothing will happen. When you connect USB, LED will start blinking quickly. If it is not blinking then something is wrong with your board.



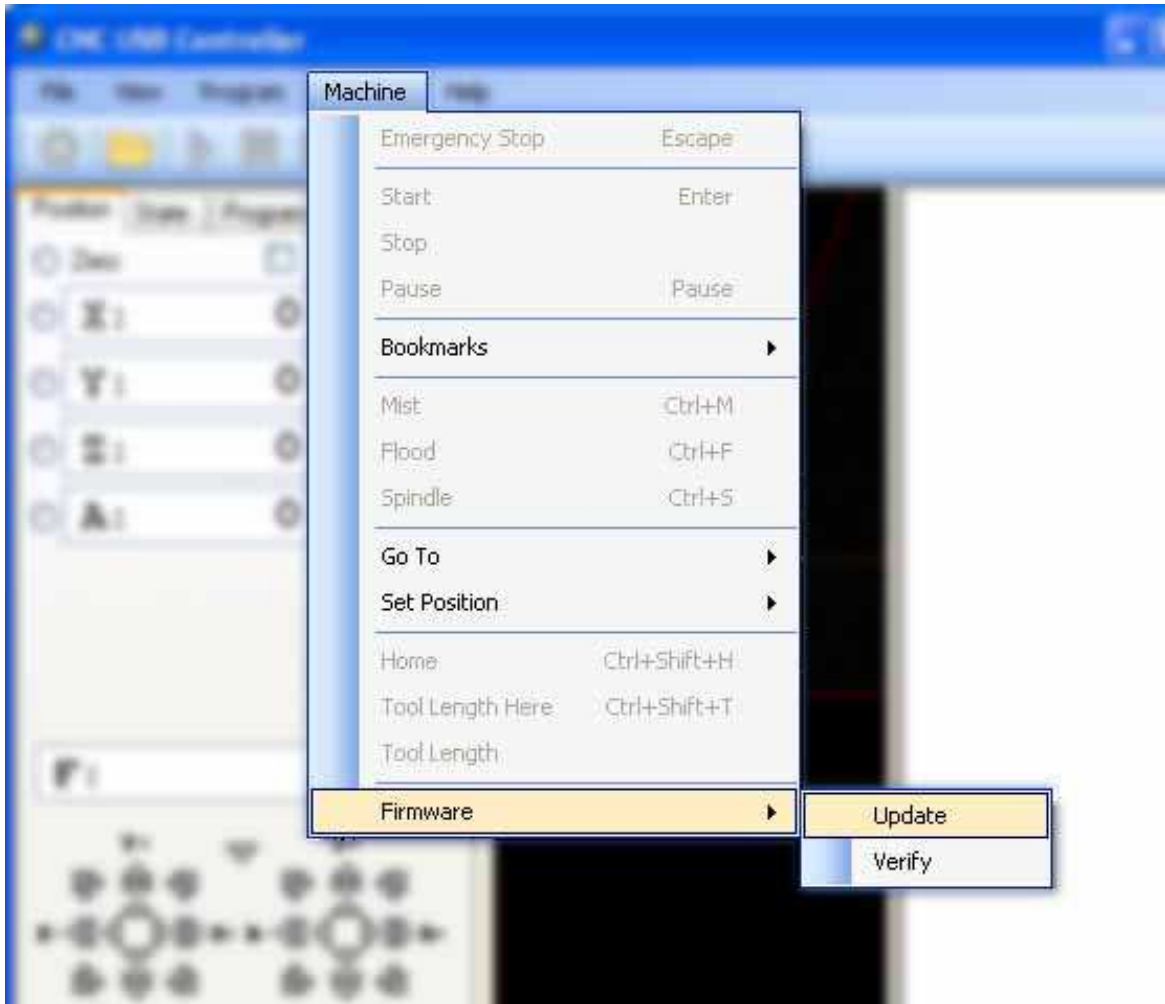
[\[https://planet-cnc.com/wp-content/uploads/2016/02/img03.jpg\]](https://planet-cnc.com/wp-content/uploads/2016/02/img03.jpg)

4. Update firmware

If LED is blinking then disconnect Jog8 connection and start CNC USB software. Update firmware.



[\[https://planet-cnc.com/wp-content/uploads/2016/02/imgo4.jpg\]](https://planet-cnc.com/wp-content/uploads/2016/02/imgo4.jpg)



[\[https://planet-cnc.com/wp-content/uploads/2016/02/imgo4b.jpg\]](https://planet-cnc.com/wp-content/uploads/2016/02/imgo4b.jpg)

5. Test

You can now test controller if everything works. You can also read your serial now.

Without license controller stops after making 25 moves but everything else is fully functional.

Products

[Hardware](#)

[Software](#)

Solutions

[Milling](#)

[Turning](#)

[Plasma cutting](#)

[Laser cutting](#)

[Foam cutting](#)

[3D printing](#)

[Other uses](#)

Shop

[Terms and conditions](#)

[Order and delivery](#)

[Return policy](#)

Payments:

PayPal

Bank transfer

Contact

E-mail: info@planet-cnc.com

You  **facebook**

