

Modbus setting in COM2 for WECON PLC



WECON Technology Co., Ltd.

Website: <http://www.we-con.com.cn/en>

Technical Support: liux@we-con.com.cn

Skype: fcwkkj

Phone: 86-591-87868869

I . Protocol Setting (D8126)

Protocol	Description	Value of D8126
WECON PLC Protocol	Using WECON PLC Protocol	01H
MODBUS RTU Master	PLC is slave device	02H
MODBUS ASCII Master	PLC is slave device	03H
MODBUS RTU Slave	PLC is master device	20H
MODBUS ASCII Slave	PLC is master device	30H

II . Communication Format (D8120)

Item	parameter	Bit value of D8120							
		b7	b6	b5	b4	b3	b2	b1	b0
Baud rate (Bps)	115200	1	1	0	0	-	-	-	-
	57600	1	0	1	1	-	-	-	-
	38400	1	0	1	0	-	-	-	-
	19200	1	0	0	1	-	-	-	-
	9600	1	0	0	0	-	-	-	-
	4800	0	1	1	1	-	-	-	-
Stop bit	1 bit	-	-	-	-	0	-	-	-
	2 bit	-	-	-	-	1	-	-	-
Parity	None	-	-	-	-	-	0	0	-
	Odd	-	-	-	-	-	0	1	-
	Even	-	-	-	-	-	1	1	-
Data bit	7 bit	-	-	-	-	-	-	-	0
	8 bit	-	-	-	-	-	-	-	1

Example: the communication format is 9600.1.8.None, $b7b6b5b4=1000$, $b3=0$, $b2b1=00$, $b0=1$.
 $D8120=81H$ ($(10000001)_2=81H$, 81H means hexadecimal number)

III. WECON PLC - MODBUS (Slave) addresses rules

PLC Bit Address		
PLC Address	MODBUS Address	
	Hex	Decimal
M0 ~ M3071	0 ~ 0xBFF	0 ~ 3071
M8000 ~ M8256	0x1F40 ~ 0x2040	8000 ~ 8256
S0 ~ S999	0xE000 ~ 0xE3E7	57344 ~ 58343
T0 ~ T256	0xF000 ~ 0xF100	61440 ~ 61696
C0 ~ C255	0xF400 ~ 0xF4FF	62464 ~ 62719
X0 ~ X255	0xF800 ~ 0xF9FE	63488 ~ 63998
Y0 ~ Y255	0xFC00 ~ 0xFDFE	64512 ~ 65022
PLC Word Address		
PLC Address	MODBUS Address	
	Hex	Decimal
D0 ~ D8255	0 ~ 0x203F	0 ~ 8255
T0 ~ T255	0xF000 ~ 0xF0FF	61440 ~ 61695
C0 ~ C199	0xF400 ~ 0xF4C7	62464 ~ 62663
C200 ~ C255	0xF700 ~ 0xF7FF	63232 ~ 63487

IV. MODBUS Function Code Introduction

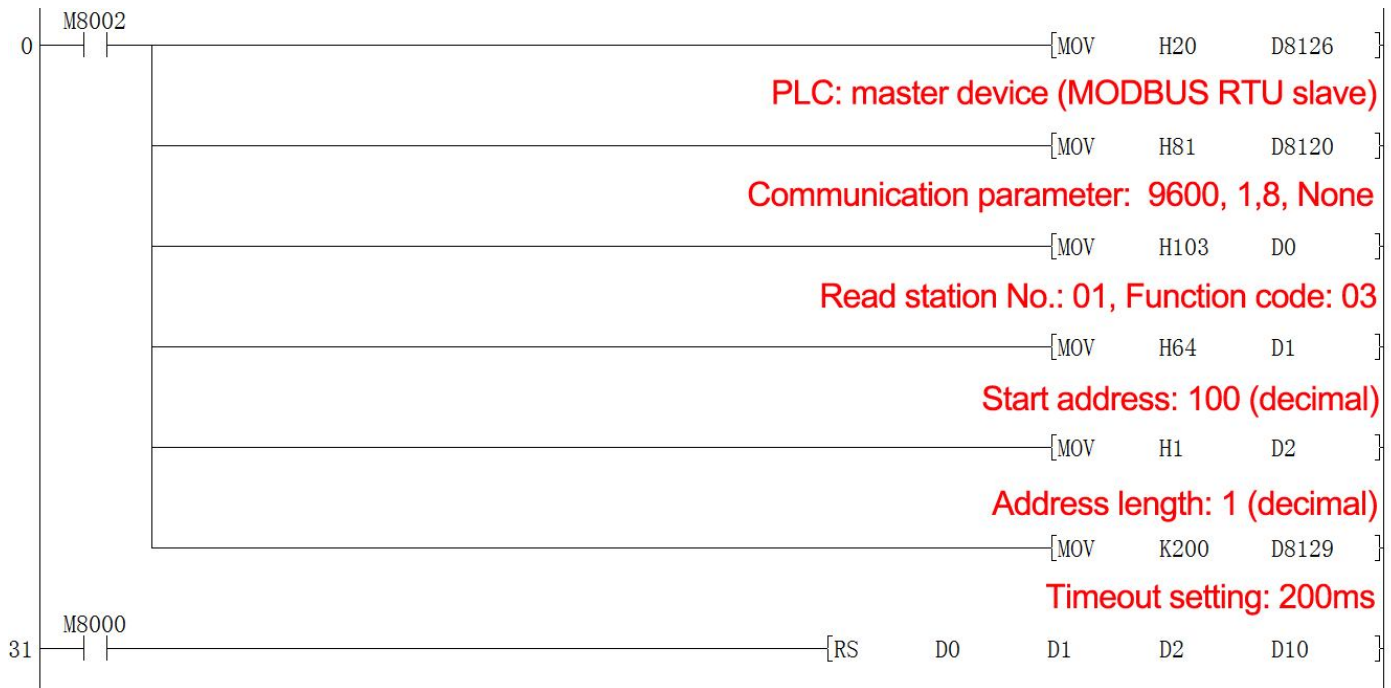
1. Command code 0x01(01): read coil

Request frame: slave station number+0x01+coil address+number coil+CRC

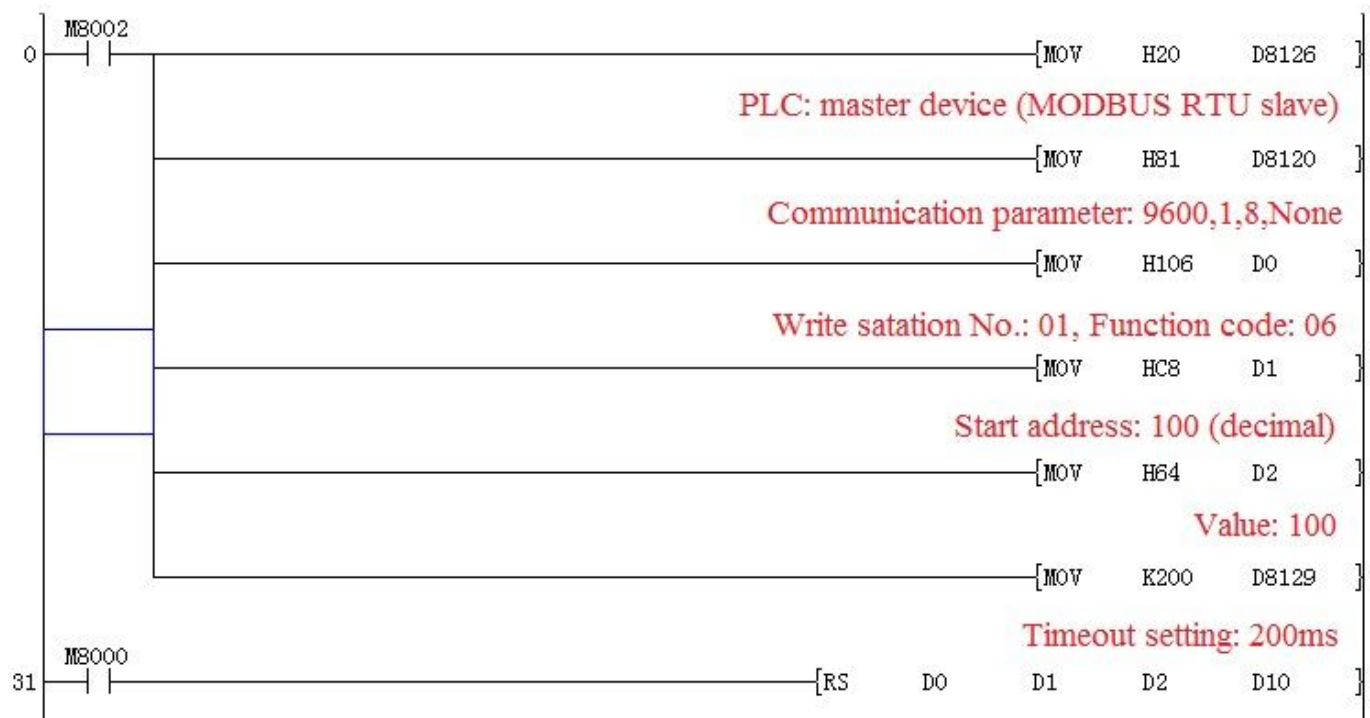
No.	Data	Number of byte	Instruction
1	Station number of slave	1 byte	Value range 1~247, set by D8121
2	0x01 (function code)	1 byte	
3	Start address for coil	2 bytes	
4	Number coil	2 bytes	
5	CRC	2 bytes	

PLC is master device

1. Read word address from slave.




2. Write single word address to slave



3. Read bit address from slave

4. Write bit address to slave

EXAMPLE 2 : PLC is slave device



EXAMPLE 3 : WECON PLC Protocol (COM2)

