

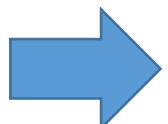


Wiring of Turret				
Input from turret				
CN4_plug			Turret-BSV-N	
Singal	PIN		Signal	PIN
T1	1		1bit	1
T2	2		2bit	2
T3	3		3bit	3
T4	4		4bit	4
T5	5		Strobe	5
T6	6		Locking prox. switch	(6)
+24V	11		+VDC	7
0V	10		0V DC	9

OUTPUT For turret				
Signal	PIN		Signal	PIN
Y18	PIN12_CN4 plug		CW_Electric Motor	①
Y19	PIN13_CN4 plug		CCW_Electric Motor	
M61	PIN19_CN10 plug		Solendoid BRAKE	③

Note: 1.Valid level of all inputs & outputs of CNC controller is 0V;
2.Don't input 24V into CNC controller ,which will damage CNC controller ;
3.CNC controller cannot use output points to control loads directly, it must control relay firstly, and then control loads by relay, otherwise it will damage CNC Controller!